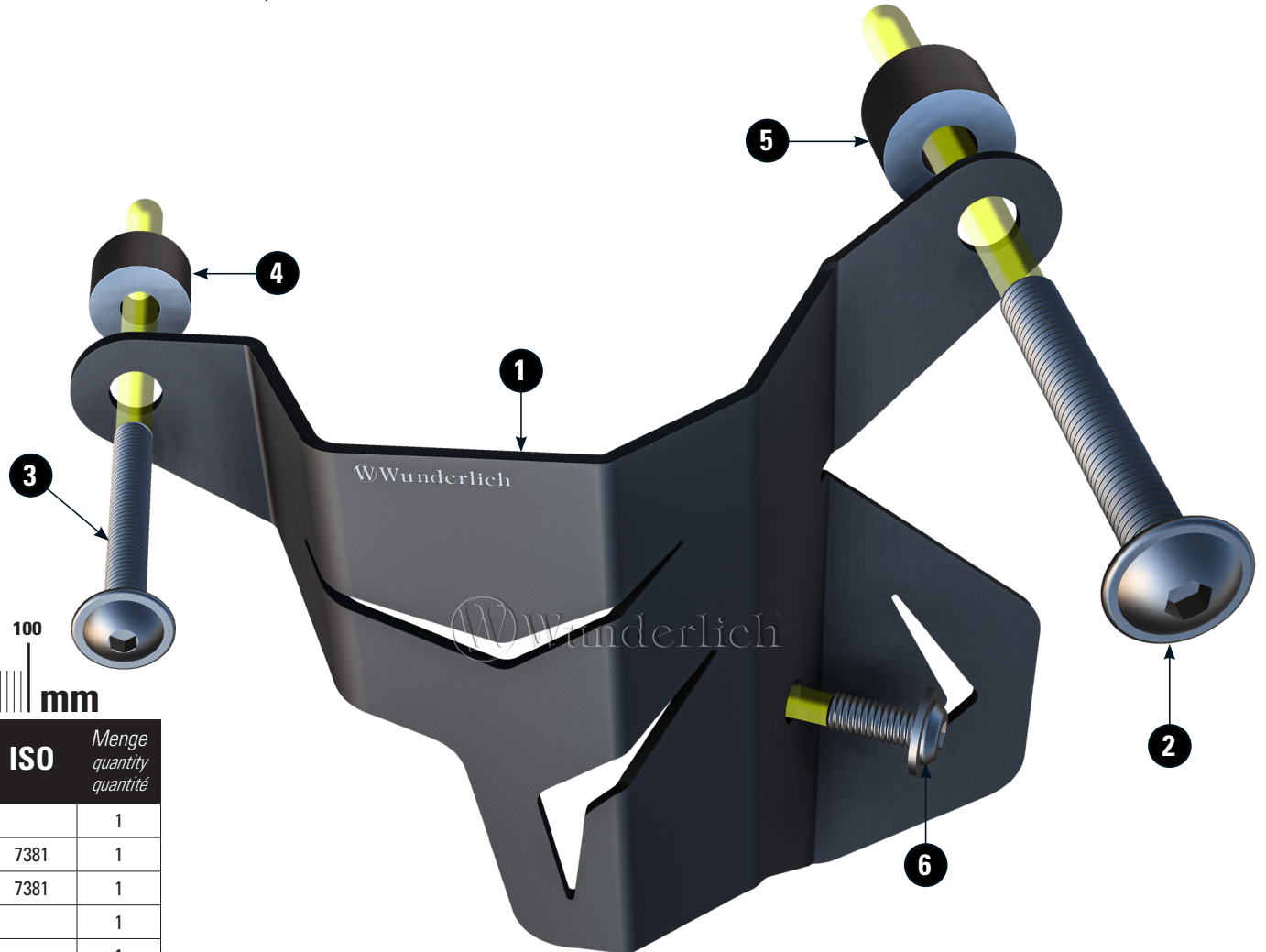
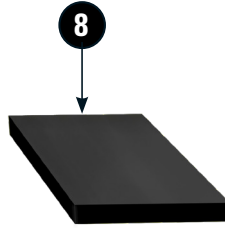



# SCHALTASSISTENT-SCHUTZ

Quickshifter protection | Asistente de cambio protector | l'assistant de changement protection | Protezione per il cambio assistito

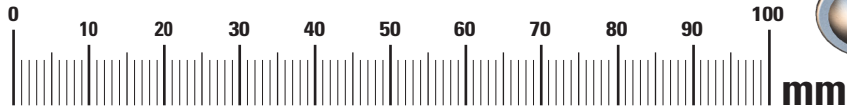
Art.-Nr: 26283-102



## LEGENDE/Key/le Génde

- Anbau Tipp**  
Fitting tip  
Astuce de montage
- Achtung**  
Attention  
Attention
- Vergrößerung**  
Magnification  
Grossissement
- Montagepaste**  
Fitting lubricant  
Lubrifiant de montage

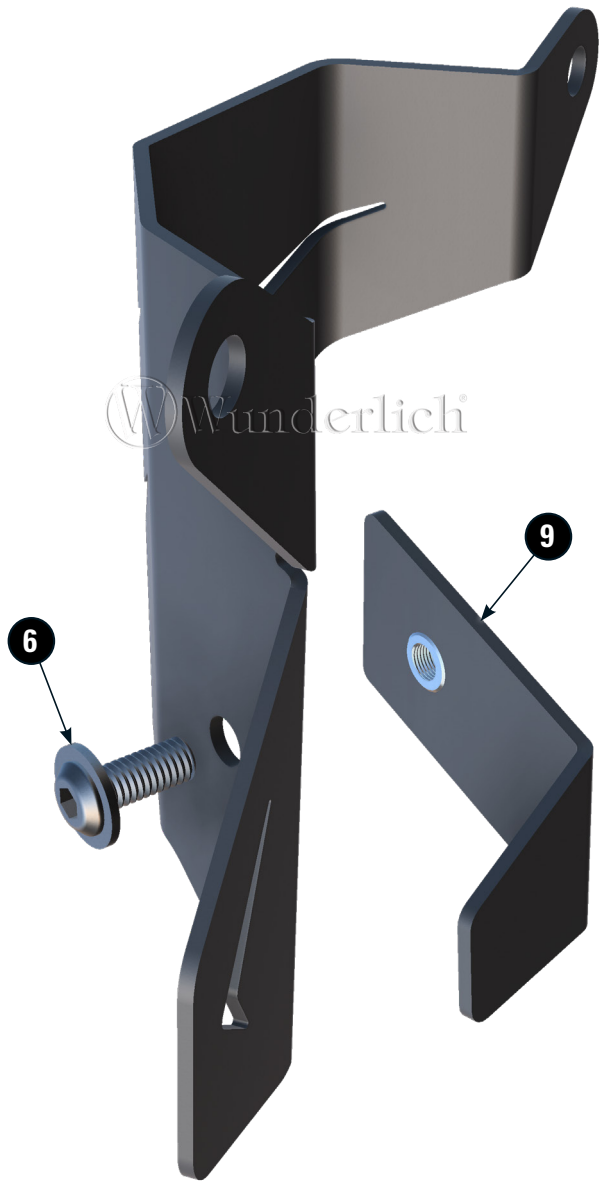
- Schraube**  
Screw  
Vis
- Schraubensicherung**  
Thread locking fluid  
Freinfilets
- Drehmoment**  
Torque  
Torque
- Reiniger**  
Cleaner  
Nettoyant



#	Bauteil component composant	DE Die Farben der Abbildungen dienen nur der Veranschaulichung. EN The colors are for illustrating purposes only. FR Les couleurs utilisées sont à titre indicatif seulement.	DIN	ISO	Menge quantity quantité
1	Schaltassistent-Schutz / quickshifter protection				1
2	Linsenflanschschaube / lens head screw M8x60		7381	7381	1
3	Linsenflanschschaube / lens head screw M5x40		7381	7381	1
4	Hülse / Sleeve 10mm				1
5	Hülse / Sleeve 15mm				1
6	Linsenflanschschaube / lens head screw M6x14		7381	7381	1
7	Moosgummi / Foam rubber				3cm
8	Gummipuffer / rubber pad				2,5cm
9	Klemmblech / clamping sheet				1



1



2




**Die Flächen vor dem Bekleben entfetten!**  
*Degrease the surfaces before sticking!*  
*Dégraissez les surfaces avant de les coller!*



3

**Halter hinter den Rastenträger klemmen.**  
*Clamp bracket behind the foot peg carrier.*  
*Fixer le support derrière le porte-pédale.*



4

